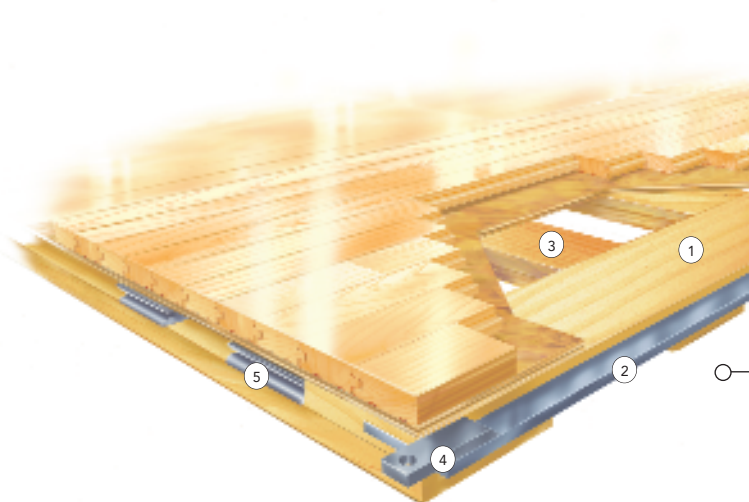


## SYSTEM FEATURES AND BENEFITS

A portable sports floor system incorporating easy alignment and quick assembly. QuickLock features include concealed panel anchorage, laminated sleepers, and interlocking tongue and groove.



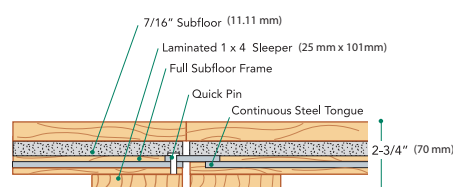
- ① Full subfloor framing
- ② Heavy Duty 1/4" (6.35 mm) steel tongue
- ③ Laminated double 1" x 4" (25 mm x 101 mm) sleepers
- ④ QuickLock 1/4" (6.35 mm) steel plate interlock
- ⑤ High impact polyethylene grooves

## SPECIFICATIONS

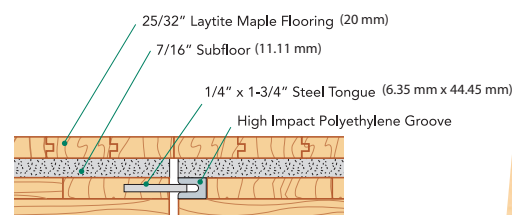
<b>MANUFACTURING</b>	<b>ISO9001:2000</b> CERTIFIED
<b>SYSTEM TYPE</b>	Portable System
<b>SUBFLOOR CONSTRUCTION</b>	Sleeper and Panel
<b>RESILIENCE</b>	Pad options available
<b>SLAB DEPRESSION</b>	Standard profile height – 2 3/4" (70 mm)
<b>TESTING LABORATORY</b>	United States Sports Surfacing Laboratory
<b>CERTIFIED TESTING</b>	Laboratory test equipment calibrated and certified through the ISSS
<b>GREEN STATUS</b>	Managed forests, certification available.



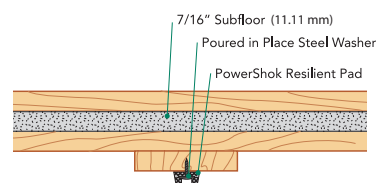
### ASSEMBLY ATTACHMENT



### TONGUE AND GROOVE DETAIL



### POWERSHOK PAD OPTION (optional accessory)



### SMARTPAD OPTION (optional accessory)

