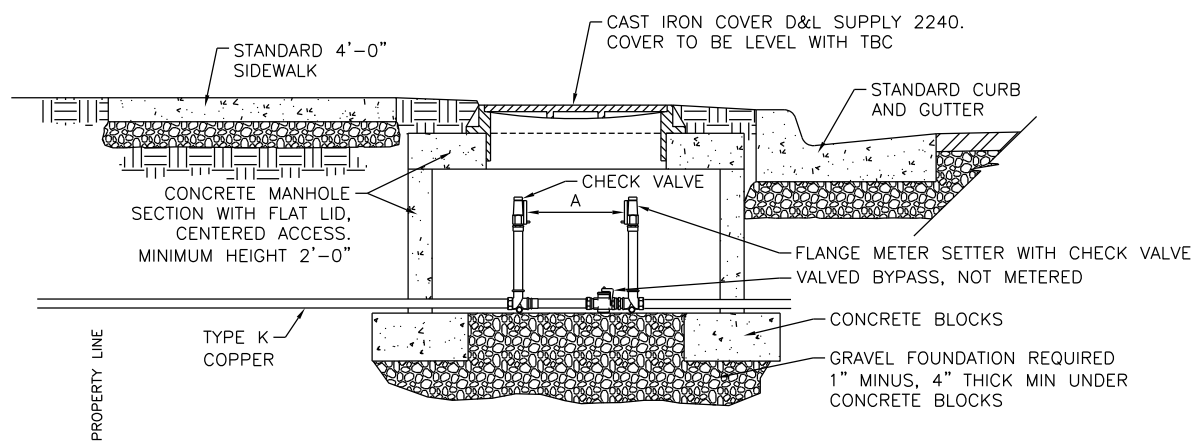


**SYRACUSE CITY CORPORATION WATER SERVICE INFORMATION**

SERVICE SIZE	METER BOX SIZE	TYPE OF MATERIAL FOR METER BOX	METER BOX SIZE	CONNECTION TYPE	BYPASS
3/4"	18" DIA.	CONCRETE, CORRUGATED POLYETHYLENE	BY CITY	NPT	NO
1"	24" DIA.	CONCRETE, CORRUGATED POLYETHYLENE	BY CITY	NPT	NO
1 1/2"	48" BOX	CONCRETE	BY CITY	FLANGE	YES
2"	48" BOX	CONCRETE	BY CITY	FLANGE	YES
**>2"	RECT. BOX	CONCRETE	BY CITY	FLANGE	YES

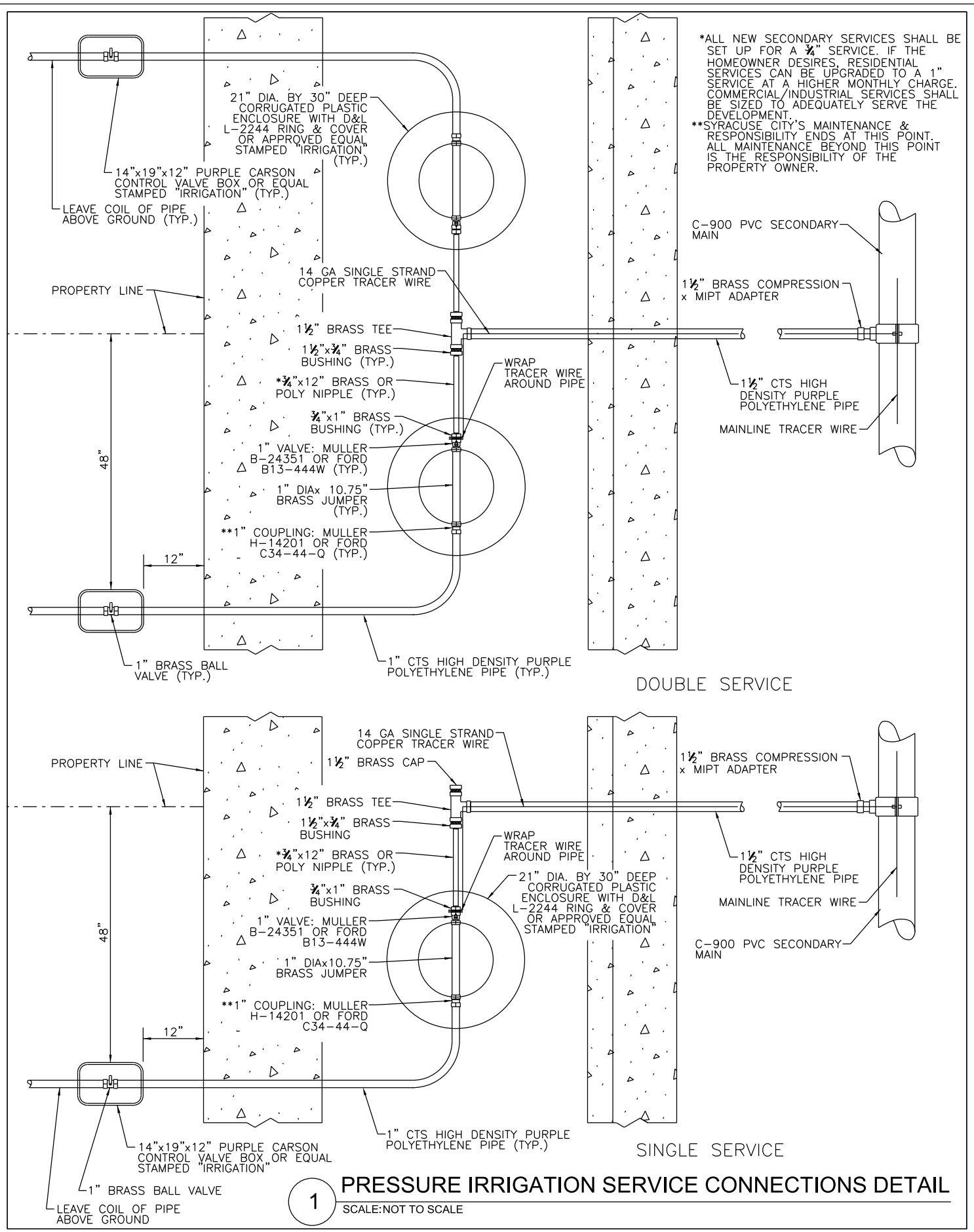
\*\*METER & BOX SHALL BE INSTALLED PER 2012 APWA STANDARD PLAN BASED ON THE METER SIZE:  
 3" COMPOUND METER - PLAN 523  
 4" COMPOUND METER - PLAN 523  
 6" COMPOUND METER - PLAN 525  
 8" COMPOUND METER - PLAN 527  
 10" TURBO METER - PLAN 529

**1 TYPICAL WATER CONNECTION**  
 SCALE: NOT TO SCALE



NOTE:  
 METER TO BE SUPPLIED AND INSTALLED BY CITY.

**2 TYPICAL FLANGED METER SETTER WATER CONNECTION**  
 SCALE: NOT TO SCALE



**1 PRESSURE IRRIGATION SERVICE CONNECTIONS DETAIL**

SCALE: NOT TO SCALE

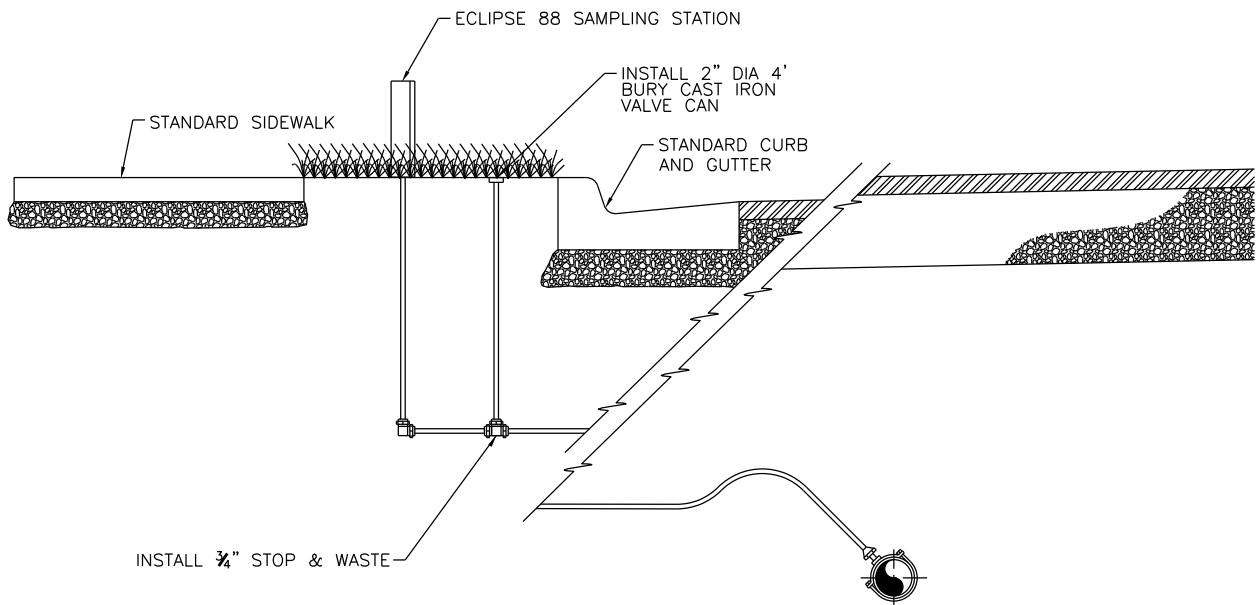
**STATEMENT OF USE**  
 THIS DOCUMENT AND ANY ILLUSTRATIONS HEREON ARE PROVIDED AS STANDARD CONSTRUCTION DETAILS WITHIN SYRACUSE CITY. DEVIATION FROM THIS DOCUMENT REQUIRES APPROVAL OF SYRACUSE CITY. SYRACUSE CITY CORPORATION CAN NOT BE HELD LIABLE FOR MISUSE OR CHANGES REGARDING THIS DOCUMENT.

1	UPDATED TYPICAL SERVICE	BB	RCW	2/11/14
NO.	REVISION DESCRIPTION	BY	APR	DATE

CAD FILE:	SYRACUSE CITY STANDARDS
DRAWN BY:	BB
DESIGN BY:	BB
CHECKED BY:	RCW
LAST UPDATED:	2/11/2014
DATE ADOPTED:	3/14/2017



**DEVELOPMENT STANDARDS**  
**SYRACUSE CITY CORPORATION**  
 TYPICAL 3/4" & 1" PRESSURE  
 IRRIGATION SERVICE CONNECTIONS



GENERAL NOTES:

1. SAMPLING STATIONS SHALL BE INSTALLED AS DIRECTED BY THE SYRACUSE CITY WATER SUPERINTENDENT.
2. THE SERVICE LATERAL AND CONNECTION SHALL BE PER THE TYPICAL WATER CONNECTION DETAIL. IF POLY SERVICE MATERIAL IS USED, A COPPERHEAD INDUSTRIES, LLC SNAKE PIT MAGNETIZED TRACER BOX W/ CAST IRON LID – 14” CHLD14B (BLUE) OR APPROVED EQUAL SHALL BE INSTALLED AT THE BASE OF THE SAMPLING STATION.

**1 CULINARY WATER SAMPLING STATION**  
SCALE: NOT TO SCALE

**STATEMENT OF USE**  
THIS DOCUMENT AND ANY ILLUSTRATIONS HEREON ARE PROVIDED AS STANDARD CONSTRUCTION DETAILS WITHIN SYRACUSE CITY. DEVIATION FROM THIS DOCUMENT REQUIRES APPROVAL OF SYRACUSE CITY. SYRACUSE CITY CORPORATION CAN NOT BE HELD LIABLE FOR MISUSE OR CHANGES REGARDING THIS DOCUMENT.

CAD FILE:  
SYRACUSE CITY STANDARDS  
DRAWN BY: **BB**  
DESIGN BY: **BB**  
CHECKED BY: **RCW**  
LAST UPDATED: 2/22/2017  
DATE ADOPTED: 3/14/2017



**DEVELOPMENT STANDARDS**  
**SYRACUSE CITY CORPORATION**  
CULINARY WATER SAMPLING STATION DETAIL

SHEET

24

NO.	REVISION DESCRIPTION	BY	APR	DATE