

# TWIN CREEKS SPECIAL SERVICE DISTRICT



## INSIDE THIS REPORT

### PG. 2

Source Protection  
Where Your Water Comes From  
Management Strategies  
District Board Meetings  
To Contact the District

### PG. 3

Health Information  
Pharmaceuticals in Drinking Water  
Unused Meds & Proper Disposal

### PG. 4

Water Quality  
Cross Connection Information  
Water Conservation  
Water Information Sites

### PG. 5-6


Water Quality Testing & Results

## 2024 WATER QUALITY REPORT

### INFORMING YOU ABOUT WATER QUALITY

This report includes details about our water sources, what they contain, and other important information about the water we provide to our customers. This report also provides information regarding water quality from 2024.

We strive to provide high-quality customer service, information, and technical support to our customers. We take great pride and are committed to ensuring the highest quality water that meets or exceeds federal and state water quality standards. We accomplish this by staying current with new regulations, standards, treatment technologies, process control equipment, and providing ongoing training and education for our staff.



## WHERE YOUR WATER COMES FROM

Twin Creeks Special Service District services 1,530 residential connections, 4 commercial connections, and 4 institutional connections for a total population served of 4,530. Our source water is obtained through Big Pole Springs and Witts Lake Drainage. This water is treated at the Twin Creeks Water Treatment Plant, which is located at 6135 East Center Street Rd, Heber City.

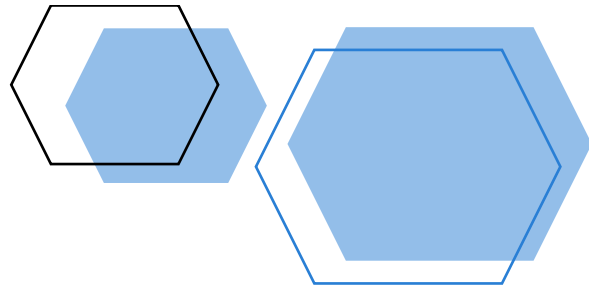
## DISTRICT BOARD MEETINGS

Board meetings are held on the second Tuesday of every month at 4:00 PM (some exceptions apply). The meetings are held at the County Administration building, located at 25 N Main. The public is welcome to attend. Please call the Jordanelle Special Services District office with any questions or comments regarding this report.

## SOURCE PROTECTION

Twin Creeks SSD provides water and sanitary sewer services to residents and developments within the Twin Creeks service area. This year Twin Creeks SSD will update their Source Protection Plans. Protection zones have been identified for our sources in accordance with the State of Utah Drinking Water Regulations. These zones outline areas that contribute water to the drinking water supply and potential contamination sources are identified within these zones.

The identified potential contaminants include hazardous wastes, septic systems, fuel storage, sewer systems, roads, and residential contaminants, such as pesticides and herbicides. Individuals interested in learning more about the TCSSD water system sources, or view fact sheets describing proper handling, and storage of the potential contaminants are directed to the District Website <http://www.jssd.us/twin-creeks-ssd>.



## MANAGEMENT STRATEGIES

The District has established several management strategies for the potential contaminants. These strategies include continual monitoring and clean up procedures. In 2021 the District completed a substantial upgrade to the Water Treatment Plant, plans included a new conventional treatment system, an ozone generation system, as well as new water tank. The District has also developed emergency procedures that would be taken if the drinking water source should become contaminated. These strategies have been prepared with the public health as the highest priority.

## CONTACT THE DISTRICT

**Twin Creeks Special Service District**

Hours of operation: 7:00 a.m. to 5:00 p.m.

Monday through Thursday.

The Main office is located at:

5780 N. Old Hwy 40, Heber City, UT

**Billing & Service questions: (435) 654-9233**

**Water Quality questions: (435) 333-0475**

**Web Site: [jssd.us](http://jssd.us)**



## HEALTH INFORMATION

The presence of contaminants does not necessarily indicate that water poses a health risk. All drinking water, including bottled water, may reasonably be expected to contain at least small amounts of some contaminants. More information about contaminants and potential health effects can be obtained by calling the Environmental Protection Agency's Safe Drinking Water hotline at 1-800-426-4791. You may also visit their Web site at [www.epa.gov/safewater](http://www.epa.gov/safewater).

Some people are more vulnerable to contaminants in drinking water than the general population. Immunocompromised individuals such as those undergoing chemotherapy, those who have undergone organ transplants, people with HIV/AIDS or other immune system disorders, and some elderly people and infants can be particularly at risk. These people should seek advice about drinking water from their health care provider.

## PHARMACEUTICALS IN DRINKING WATER

When cleaning out your medicine cabinet, never flush or dispose of pharmaceuticals or other chemicals on the ground. Recent studies are generating a growing concern over pharmaceuticals and other personal products entering surface and ground water. The term *Pharmaceuticals* as used herein includes but is not limited to chemicals such as over-the-counter medicines, prescription medicines, and antibiotics and hormones used with livestock.

Storing unused or outdated prescriptions creates an opportunity for illicit use. One in five teens report intentionally misusing someone else's prescription drugs to get high. Nearly half say they get the medications from friends and relatives for free, often by raiding the medicine cabinet.

## WHAT SHOULD I DO WITH MY UNUSED MEDICATIONS?

The Heber City Police Dept. and Wasatch County Sheriff's Department have established proper unused/outdated drug disposal programs for the residents of Wasatch County. Bring your unused prescription and over the counter medications to the following location:

**Heber City Police Dept.**

**301 S. Main**

**Heber City, UT 84032**

**435-654-3040**

**Hours: 7:30 a.m. - 6 p.m. M-F**





# WATER QUALITY

Drinking water sources include rivers, lakes, springs, and wells.

As water travels over the surface of the land or through the ground, it dissolves and picks up the substances (both naturally occurring and artificial) it contacts along the way such as rocks, soil, people (and their byproducts), and wildlife. Inorganic contaminants, such as salts and metals, can come from urban storm water runoff, industrial and domestic waste-water discharges, oil and gas productions, mining, and farming. Pesticides and herbicides can come from a variety of sources such as agriculture, urban storm water runoff, and residential use. Organic chemical contaminants including synthetic and volatile organic chemicals (byproducts of industrial processes and petroleum production) as well as nitrates (from human and animal waste, fertilizer, etc.) can come from gas stations, urban storm runoff, agriculture, lawns, and septic systems. Radioactive contaminants, which can be naturally occurring or synthetic, can be the result of oil and gas production and mining activities.

In order to ensure that tap water is safe to drink, the EPA regulates the levels of certain contaminants in water provided by public water systems.

## WATER CONSERVATION

Water Conservation is a key factor in providing safe drinking water now and in the future. Using less water reduces contamination, curbs the effects of drought, and saves households money. The District is committed to water conservation. Find guidance and tips for saving water at <https://slowtheflow.org/>.

A Water Check analyzes the efficiency of your automatic sprinkler irrigation system. Information on how to do a water check is available at: <https://cwel.usu.edu/do-your-own-water-check>

## WATER INFORMATION SITES

Jordanelle Special Service District:

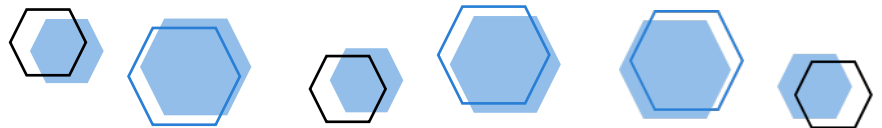
[www.jssd.us](http://www.jssd.us)

Utah Division of Drinking Water:

[deg.utah.gov/division-drinking-water](http://deg.utah.gov/division-drinking-water)

U.S. EPA office of Groundwater and Drinking Water:

[www.epa.gov](http://www.epa.gov)



## CROSS CONNECTION INFORMATION

A cross connection is defined as, "Any actual or potential connection between a potable water system and any other source or system through which it is possible to introduce into the public drinking water system any used water, industrial fluid, gas or substance other than the intended potable water". Cross connections and backflow incidences in the United States have resulted in dangerous, highly contaminated water.

**Here are some examples of common potential cross connections:**

- Water from the toilet tank can be drawn back into the public water supply if the flush valve does not have an anti-siphon device.
- If a swimming pool or hot tub is filled with a garden hose submerged in the water, pool water can be sucked up the hose into the public water supply.
- Insecticides, herbicides, or fertilizers attached to a garden hose can be pulled into the public water supply if pressure drops in the main outside the home.
- If a sprinkler system lacks a proper back flow prevention device, dirty water from the lawn can be siphoned back through the sprinkler head into the public water supply.

Be sure to install and maintain a hose bib vacuum breaker (inexpensive and widely available) for your outside faucets. In mostly all other cross connection situations, be sure to use a backflow preventer that complies with District standard construction detail 400.14 and current plumbing codes. A copy of this detail is available at our [website](#) or by contacting the District. A copy of this detail can be provided to any landscaper or contractor.

For additional information or questions, call us at 435-654-9233 or visit:

American Backflow Prevention Association: [abpa.org](http://abpa.org)

American Backflow Prevention Association Utah Chapter: [www.utabpa.org](http://www.utabpa.org)

# WATER QUALITY TESTING & RESULTS

	Units	Results	Average	MCL	MCLG	Exceed MCL	Year Sampled	Likely Source(s)
INORGANIC CONTAMINANTS								
Arsenic	mg/l	0.0012	0.002	0.01	0	No	2022	Erosion of natural deposits; runoff from orchards; runoff from glass factories.
Barium	mg/l	0.079	N/A	2.0	2.0	No	2022	Erosion of natural deposits.
Chromium	mg/l	N/D	N/A	0.10	0.10	No	2022	Erosion of natural deposits.
Nitrate	mg/l	.29-.43	N/A	10	10	no	2024	Run off from fertilizer use; leaching from septic tanks; natural runoff.
Cyanide	mg/l	ND-0.002	N/A	0.2	0.2	No	2022	Erosion of natural deposits
Sodium	mg/l	8.8-13.4	N/A	NE	NE	No	2022	Erosion of natural deposits.
Sulfate	mg/l	4-28.1	N/A	1,000	NE	No	2022	Erosion of natural deposits.
Selenium	mg/l	.0014	N/A	.05		No	2022	
TDS	mg/l	156-160	488	2,000	NE	No	2022	Erosion of naturally occurring deposits.
Turbidity	NTU	.03-.13	0.058	0.3/3.0	TT	No	2022	Erosion of natural deposits.
ORGANIC MATERIAL								
TOC	mg/l	.8-2.3	1.2	TT	NE	No	2024	Naturally occurring
VOCs								
	µg/L	None Detected					2022	
PESTICIDES/PCBs/SOCs								
	µg/L	None Detected					2022	
LEAD and COPPER (Tested at the consumers tap; value shown is the 90 <sup>th</sup> percentile for compliance)								
Lead	ppm	N/D-.0071	0.00074	AL / 0.015	0.015	No	2022	Corrosion of household plumbing systems, naturally occurring deposits.
Copper	ppm	.0024-.396	.040245	AL / 1.3	1.3	No	2022	Corrosion of household plumbing systems, naturally occurring deposits.
RADIOLOGICAL								
Gross-Alpha	pci/L	1.1	NA	15	NE	No	2021	Erosion of natural deposits.
Gross-Beta	pci/L	4.1	NA	50	NE	No	2021	Decay of natural and man-made deposits.
Radium 228	pci/L	.27	NA	5	NE	No	2021	Decay of natural and man-made deposits.
DISINFECTANTS/DISINFECTION BY-PRODUCTS								
Chlorine Residual	mg/l	1.15-2.1	1.02	MRDL-4.0	NE	No	2024	Drinking water disinfectant
TTHM	ug/L	15.8-39.1	25.5	80.0	NE	No	2024	By-product of drinking water disinfection. MCL based on a running annual average.
HAA5s	ug/L	10.9-26.4	16.75	60.0	NE	No	2024	By-product of drinking water disinfection.
Bromate	mg/l	ND	ND	.01	NE	No	2024	BY-product of drinking water disinfection.
MICROBIOLOGICAL								
Total Coliform Fecal Coliform (E. coli)	% Positive Per month	None Detected None Detected		5%	0 0	No No	2024 2024	Human and animal fecal waste, naturally occurring in the environment. MCL is for monthly compliance.
UNREGULATED PARAMETERS – monitoring not required								
Alkalinity, total (CaCO3)	mg/L	90-118	94	UR	NE	No	2024	Naturally occurring.
Calcium	mg/L	80-106	96	UR	NE	No	2024	Erosion of natural deposits.
Conductivity	µmhos/cm	175-188	181	UR	NE	No	2024	Naturally occurring.
Hardness, total	mg/L	104-114	108	UR	NE	No	2024	Naturally occurring.
pH	mg/L	8.00-8.52	8.35	UR	NE	No	2024	Naturally occurring.

## DEFINITIONS

**Action Level (AL):** The concentration of a contaminant which, if exceeded, triggers treatment or other requirements which a water system must follow.

**Maximum Contaminant Level (MCL):** The highest level of a contaminant that is allowed in drinking water.

**Maximum Contaminant Level Goal (MCLG):** The level of a contaminant in drinking water below which there is no known or expected risk to health. MCLGs allow for a margin of safety.

**NE:** Abbreviation for "None Established".

**Pci/L:** Picocuries per liter

**ppm:** parts per million (compare to 1 minute in 23 months or 1 penny in \$10,000).

**ppb:** parts per billion (compare to 1 minute in 1,900 years or 1¢ in \$10,000,000).

**UR:** "Unregulated at this time".

**Treatment Technique (TT):** A required treatment intended to reduce the level of contaminant in the drinking water.

**NTU (Nephelometric Turbidity Units):** A measure of water clarity. (ground water and surface water sources)

**Sampling Frequency:** Depending on the contaminant, sampling is conducted between daily and tri-annually, with contaminants most likely to change being sampled more frequently than those that don't typically change. The District follows EPA and State of Utah sampling requirements.

**We at Twin Creeks SSD work around the clock to provide top-quality water to every tap. We ask that all our customers help us protect our waters sources, which are the heart of our community, our way of life, and the future of our children.**